

Quality Grating - Plank Grating Diamond Walkway Surface

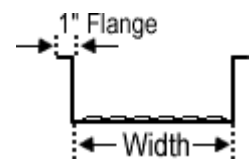
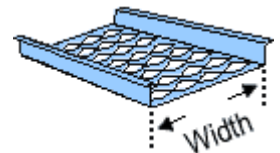
Material Selection - Some materials are special order only.

- Aluminum 5052-H32
- Plain Steel
- Pre-Galvanized

Width

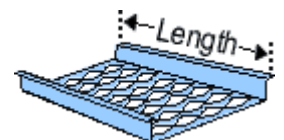
The overall width is the inside width plus the 1 inch flange measurements on the outside.

- 24 inches (10-Diamond) width



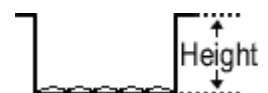
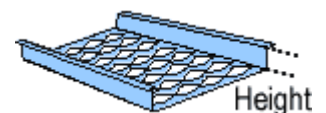
Length

Duke's Walkway is made to standard lengths of 10 to 12 feet (up to 24 feet by special order). Walkways can also be cut-to-size. Duke's Wire Mesh is cut by 1 inch, full diamond increments.



Height or Depth

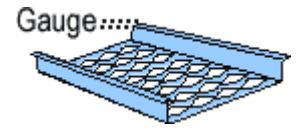
The height or depth is the top to bottom measurement of the Walkway. The standard height is 4 1/2 inches.



Gauge or Thickness

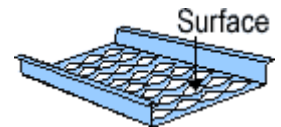
The gauge is the thickness of the material. The higher the gauge, the lighter and less durable the material.

- Pre-Galvanized material available in 10, 11, or 9 gauge.
- Plain Steel material available in 10, 11, or 9 gauge.
- Aluminum material available in 0.150 inches.



Surface

Duke's Walkway has a standard serrated surface, creating a rugged, non-slip area. A non-serrated surface is available by special order.



Quantity

Quantity is the number of full panels or pieces you will need. Duke's Wire Mesh will quote you on the exact quantity you specify and inform you if minimum quantities apply.

Tolerances

There are standard tolerances for shearing (cutting) and length for Duke's products. If you do not specify a tolerance, the standard tolerance applies. Tolerances can be specified on the quote form.